

THERMOMETRES BIMETALLIQUES



Echelles de température : de -30 à 500 °C

Boîtiers inox du Ø 34 mm au Ø 160 mm.

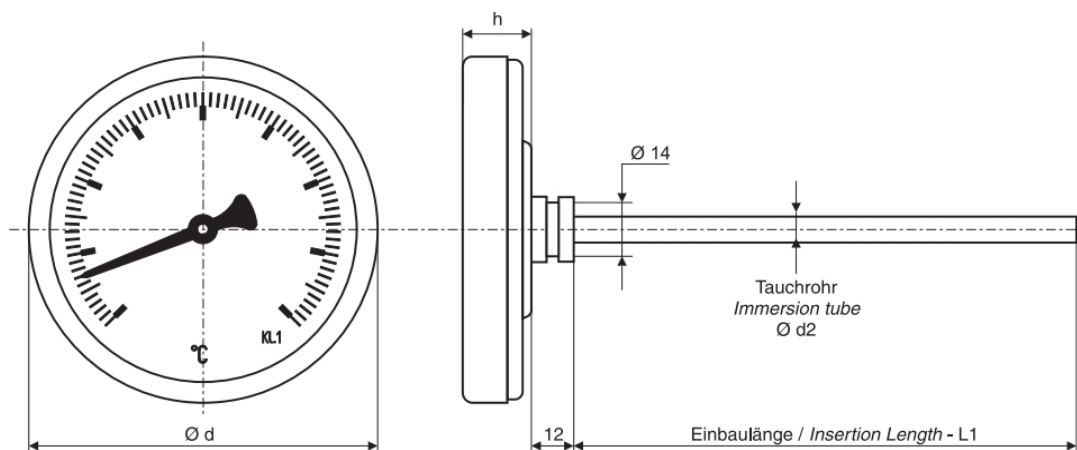
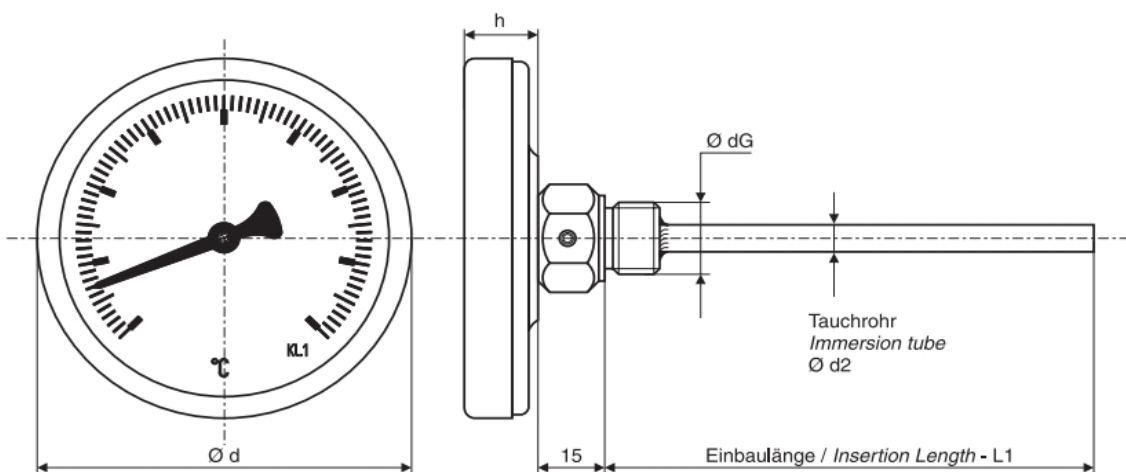

**Plongeurs au dos ou verticaux
Ø 6 ou 8 ou 10 mm. inox**

longueurs 50 à 500 mm.

**Raccords fixes ou mobiles ,
filetages std ou spéciaux sur demande**

gaines - doigts de gant

Options : Remplissage glycérine et vis de réglage.

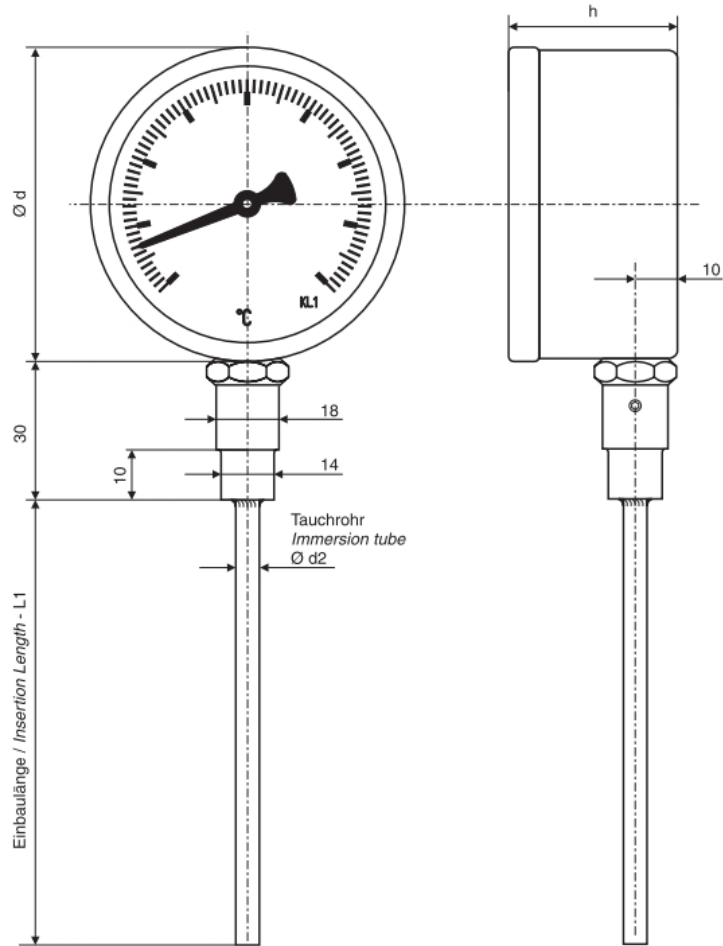


THERMOMETRE BIMETALLIQUE VERTICAL TYPE PV

Case dimensions	
Ordering code	C
NG 63	3
NG 80	4
NG 100	5

Scale ranges	
Ordering code	F G
-40 ... +40 °C	49
-40 ... +60 °C	50
-30 ... +50 °C	52
-20 ... +40 °C	53
-20 ... +60 °C	54
0 ... +60 °C	58
0 ... +80 °C	59
0 ... +100 °C	60
0 ... +120 °C	61
0 ... +160 °C	62
0 ... +200 °C	63
0 ... +250 °C	64
0 ... +300 °C	65
0 ... +350 °C	66
0 ... +400 °C	67
0 ... +500 °C	68
Special range	99

Additional equipment	
Ordering code	H I
Without	00
Marking pointer	50
Maximum pointer	60
Siliconeoil filled	70
Glycerinoil filled	80

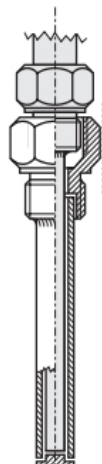


Protection tube

screw-in type, fabricated

according to datasheet:

12.1
12.0

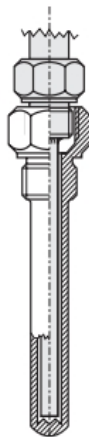


Protection tube

screw-in type, solid drilled

according to datasheet:

12.1
12.0



Thread joint

weld in type

according to datasheet:

18.11

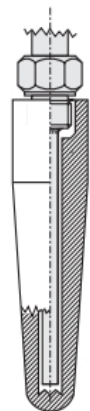


Protection tube

weld-in type, solid drilled

according to datasheet:

11.1

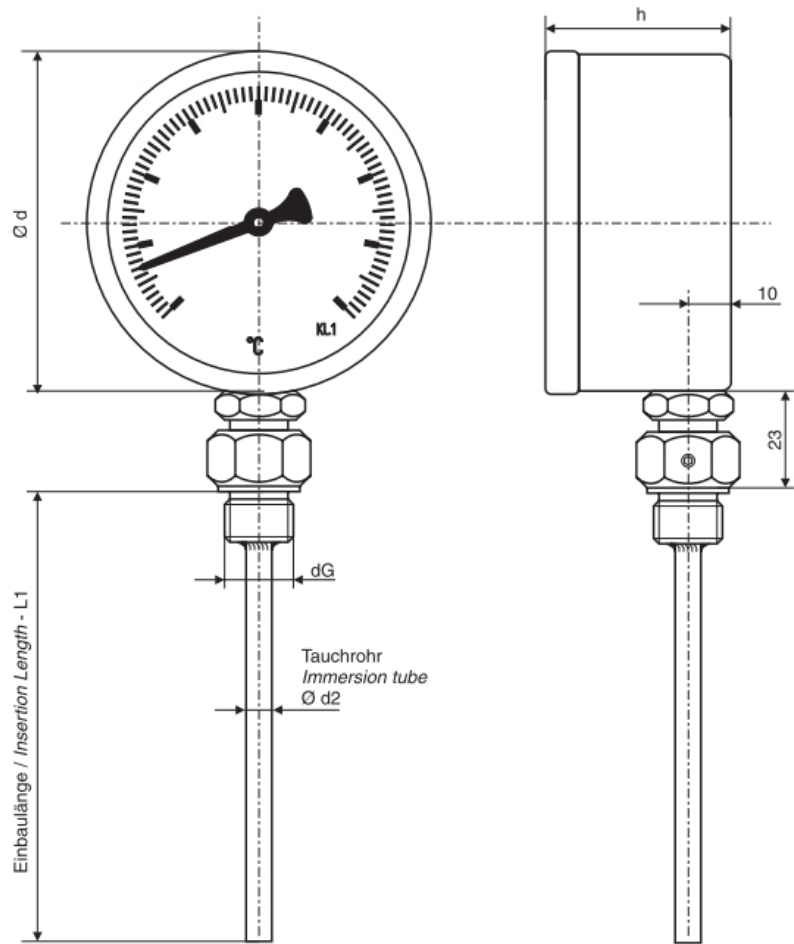


Case dimensions	
Ordering code	C
NG 63	3
NG 80	4
NG 100	5
NG 160	6

Type	
Ordering code	D
Without necktube	0
With necktube	2

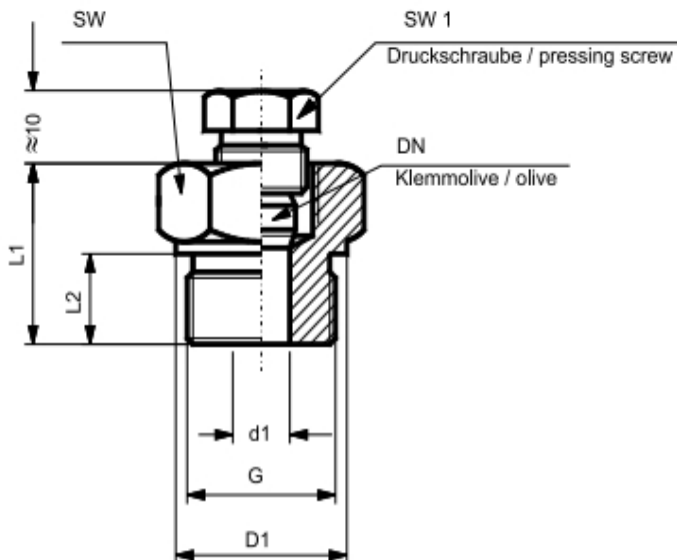
Scale ranges	
Ordering code	F G
- 40 ... + 40 °C	49
- 40 ... + 60 °C	50
- 30 ... + 50 °C	52
- 20 ... + 40 °C	53
- 20 ... + 60 °C	54
0 ... + 60 °C	58
0 ... + 80 °C	59
0 ... + 100 °C	60
0 ... + 120 °C	61
0 ... + 160 °C	62
0 ... + 200 °C	63
0 ... + 250 °C	64
0 ... + 300 °C	65
0 ... + 350 °C	66
0 ... + 400 °C	67
0 ... + 500 °C	68
Special range	99

Additional equipment	
Ordering code	HI
Without	00
Marking pointer	50
Maximum pointer	60
Siliconeoil filled	70
Glycerinoil filled	80



Thread		
Ordering code		N
G 1/2"	27 mm flats	1
G 3/4"	32 mm flats	2
G 1"	41 mm flats	3
NPT 1/2"	27 mm flats	4
NPT 3/4"	32 mm flats	5
M 18 x 1,5	24 mm flats	6
M 20 x 1,5	27 mm flats	7
M 24 x 1,5	32 mm flats	8
Special thread		9

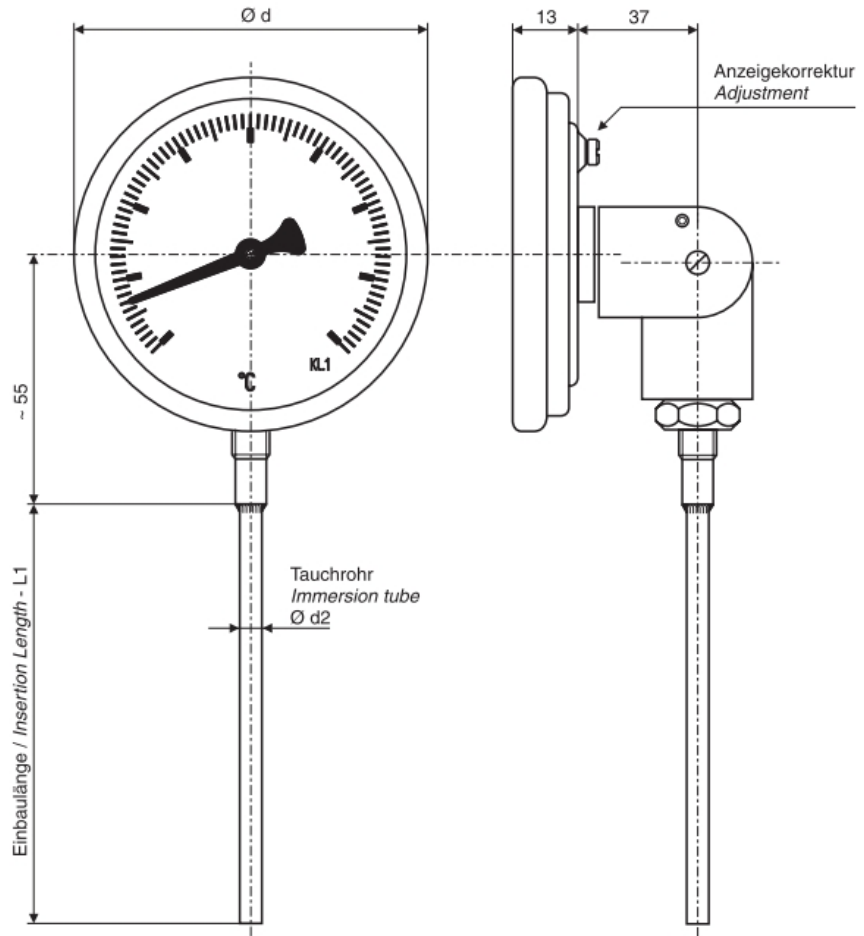
screw-in compression fitting



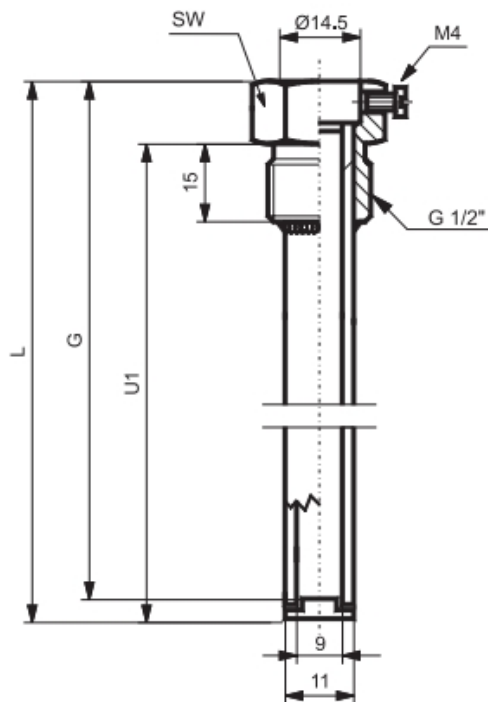
Case dimensions	
Ordering code	C
NG 80	4
NG 100	5
NG 125	7

Scale ranges	
Ordering code	F G
- 40 ... + 40 °C	49
- 40 ... + 60 °C	50
- 30 ... + 50 °C	52
- 20 ... + 40 °C	53
- 20 ... + 60 °C	54
0 ... + 60 °C	58
0 ... + 80 °C	59
0 ... + 100 °C	60
0 ... + 120 °C	61
0 ... + 160 °C	62
0 ... + 200 °C	63
0 ... + 250 °C	64
0 ... + 300 °C	65
0 ... + 350 °C	66
0 ... + 400 °C	67
0 ... + 500 °C	68
Special range	99

Additional equipment	
Ordering code	HI
Without	00
Marking pointer	50
Maximum pointer	60
Siliconeoil filled	70
Glycerinoil filled	80



Type 16S



Type 16

